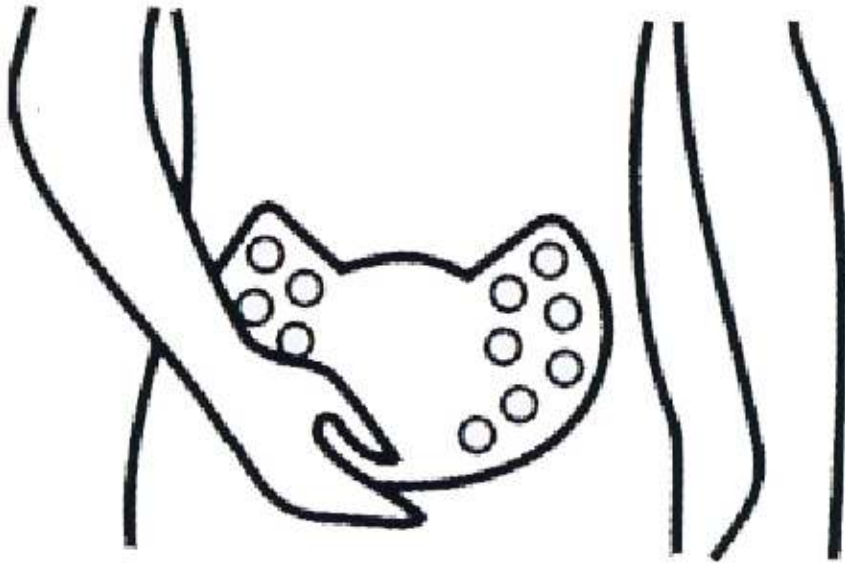


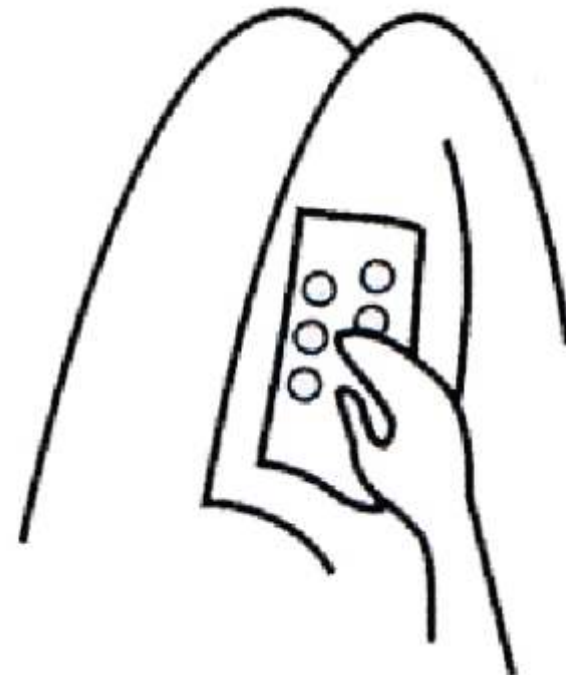
Seletor de Locais

Utilize este guia para planejar o rodízio dos pontos de aplicação de insulina.

Adequado para abdômen




Adequado para braços, coxas e nádegas



Seletor de Locais


Adequado para abdômen




comunidade
diabetes.com.br

Seletor de Locais


1




3




5




7




2



4



6



Adequado para braços,
coxas e nádegas



comunidade
diabetes.com.br